


# ELDORA

HIGH EFFICIENCY SOLAR PV MODULES



ELDORA VSP.60.AAA.03 | POLYCRYSTALLINE SOLAR PV MODULES | 60 CELLS | 250-270 WATT

# ELDORA PRIME 4BB SERIES



Designed for very **HIGH AREA EFFICIENCY** ideally suited for roof-top and ground-mounted applications



Up to +2.5 Wp **POSITIVE POWER OUTPUT TOLERANCE GUARANTEED** ensuring better ROI



Extremely **RELIABLE PRODUCT** suiting all environment conditions



Engineered to provide **EXCELLENT LOW LIGHT RESPONSE**



**HIGHER OUTPUT OF MODULE POWER** by reducing cell to module power loss



Extremely **NARROW POWER BINNING TOLERANCE** to reduce current mismatch loss in single string



## QUALITY AND SAFETY

- ◆ 27 years of limited linear power output warranty \*\*
- ◆ Rigorous quality control meeting the highest international standards
- ◆ 100% EL tested to ensure micro crack free modules
- ◆ Certified for PID resistance\*
- ◆ Certified for ammonia resistance\*
- ◆ Certified for salt mist corrosion resistance\*

## APPLICATIONS

- ◆ On-grid large scale utility systems
- ◆ On-grid rooftop residential and commercial systems
- ◆ Off-grid residential systems



# TECHNICAL DATA

## ELDORA PRIME 4BB SERIES



THIS DATASHEET IS APPLICABLE FOR: ELDORA VSP.60.AAA.03 (AAA=250-270)

### Electrical Data<sup>1</sup>

All data refers to STC (AM 1.5, 1000 W/m<sup>2</sup>, 25 °C)

Peak Power P <sub>max</sub> (Wp)	250	252.5	255	257.5	260	262.5	265	267.5	270
Maximum Voltage V <sub>mpp</sub> (V)	30.5	30.5	30.6	30.7	30.8	30.9	30.9	31.0	31.0
Maximum Current I <sub>mp</sub> (A)	8.20	8.27	8.33	8.38	8.43	8.50	8.57	8.64	8.70
Open Circuit Voltage V <sub>oc</sub> (V)	37.4	37.5	37.6	37.8	37.9	38.0	38.1	38.2	38.3
Short Circuit Current I <sub>sc</sub> (A)	8.75	8.80	8.84	8.88	8.93	8.98	9.03	9.09	9.15
Module Efficiency η(%)	15.4	15.5	15.7	15.8	16.0	16.1	16.3	16.4	16.6

1) STC: 1000 W/m<sup>2</sup> irradiance, 25°C cell temperature, AM 1.5g spectrum according to EN 60904-3. Average relative efficiency reduction of 5% at 200 W/m<sup>2</sup> according to EN 60904-1.

### Electrical Parameters at NOCT<sup>2</sup>

Power (W)	185.6	187.3	188.9	191.7	192.8	193.5	194.7	196.0	197.8
V@P <sub>max</sub> (V)	27.7	27.7	27.7	27.8	27.8	27.9	27.9	28.0	28.0
I@P <sub>max</sub> (A)	6.72	6.77	6.82	6.87	6.93	6.96	6.98	7.02	7.06
V <sub>oc</sub> (V)	35.2	35.3	35.4	35.4	35.4	35.4	35.5	35.5	35.6
I <sub>sc</sub> (A)	7.06	7.11	7.16	7.20	7.24	7.31	7.37	7.43	7.49

2) NOCT irradiance 800 W/m<sup>2</sup>, ambient temperature 20°C, wind speed 1 m/sec

### Temperature Coefficients (Tc) permissible operating conditions

Tc of Open Circuit Voltage (β)	-0.31%/°C
Tc of Short Circuit Current (α)	0.058%/°C
Tc of Power (γ)	-0.41%/°C
Maximum System Voltage	1000 V
NOCT	45°C ± 2°C
Temperature Range	-40°C to + 85°C

### Mechanical Data

Length × Width × Height	1640 mm × 992 mm × 36 mm
Weight	18 kg
Junction Box	IP67, 3 bypass diodes
Cable & Connectors	1000 mm length cables, SOLARLOK PV4 connectors (MC4 compatible)
Application Class	Class A (Safety class II)
Superstrate	High transmission low iron tempered glass, AR coated
Cells	60 polycrystalline solar cells, 4 bus bars
Cell Encapsulant	EVA (Ethylene Vinyl Acetate)
Back Sheet	Composite film
Frame	Anodized aluminium frame with twin wall profile
Mechanical Load Test	5400 Pa
Maximum Series Fuse Rating	15 A

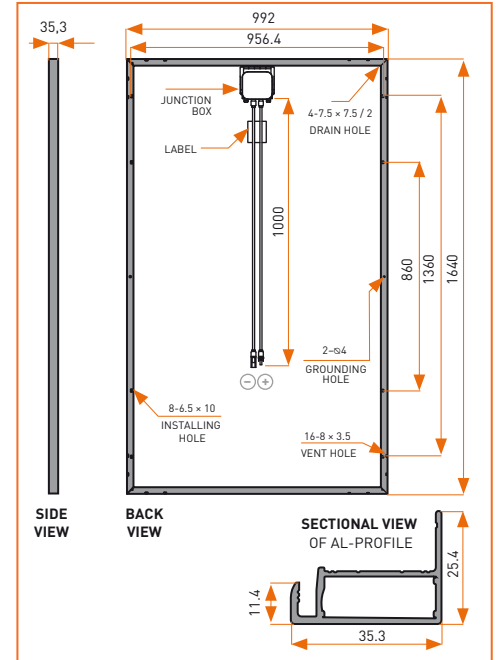
### Warranty and Certifications

Product Warranty**	10 years
Performance Warranty**	Linear power warranty for 27 years with 2.5% for 1st year degradation and 0.67% from year 2 to year 27
Approvals and Certificates	IEC 61215 Ed2*, IEC 61730*, IEC 61701*, IEC 62716*, CE*, MCS*, PV Cycle, IEC 62804*, CEC [Australia]*

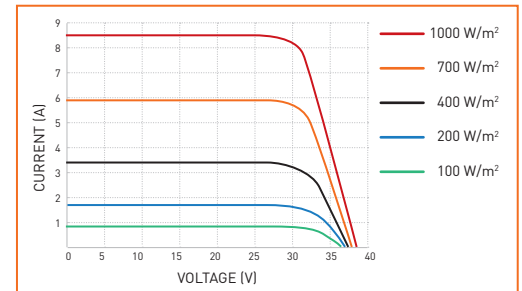
\* All (\*) certifications under progress.

\*\* Refer to Vikram Solar's warranty document for terms and conditions.

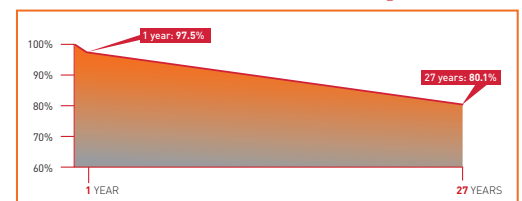
### Dimensions in mm



### Typical I-V Curves



### Performance Warranty



### Packaging Information

Quantity /Pallet	28
Pallets/Container (40'HC)	28
Quantity/Container (40'HC)	784

sales@vikramsolar.com www.vikramsolar.com

**CAUTION:** READ SAFETY AND INSTALLATION MANUAL BEFORE USING THE PRODUCT.

Specifications included in this datasheet are subject to change without notice. Electrical data without guarantee. Please confirm your exact requirement with the company representative while placing your order.